



Notepad Mode

3

Introduction

The **Notepad Mode** enables you to reference technical notes or text messages which have been created on a PC using the WorkBench software or a text editor application, and loaded from a PC using the WorkBench software.

The basic 860 DSP and 860 DSPi come equipped with the **Notepad Mode** as a standard feature. The **Notepad Mode** can be configured to run as a legacy version of the application, or can be configured to run through the instrument's web browser. The legacy **Notepad Mode** is discussed in the following sections; the web browser **Notepad Mode** is discussed in the final section of this chapter.

This section will provide you with a basic understanding of how to use **Notepad Mode** including:

- Required Setup
- Opening Text Files
- Changing Display Font Sizes
- Function Menu Options



Note: If your instrument does not include all of the features shown in this chapter, go on-line to www.trilithic.com to update your firmware for free. This will allow you to use all of the newest features that are included in this mode.

Required Setup

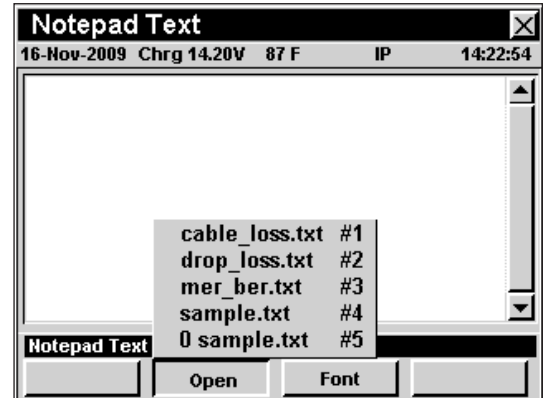
To use **Notepad Mode**, you are not required to perform any setup procedures.



Opening Text Files

To open a text file you have downloaded from a PC, press the **Open** softkey, use the **▲** **▼** buttons to highlight the file you want to view, and then press the **Ent** button to open the highlighted text file.

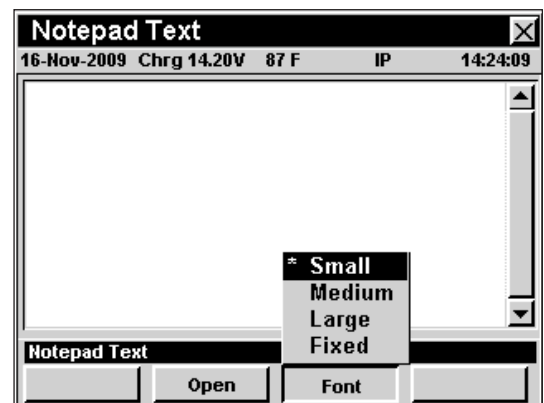
Use the **▲** **▼** buttons to scroll through the text file.



Note: You will need the companion software, WorkBench to download any text files into your instrument. For instructions using WorkBench software, please see the WorkBench operation manual.

Changing Display Font Size

To change the size of the font that is displayed on your instrument in the Notepad Mode, press the **Font** softkey, use the **▲** **▼** buttons to highlight the desired font size and then press the **Ent** button.



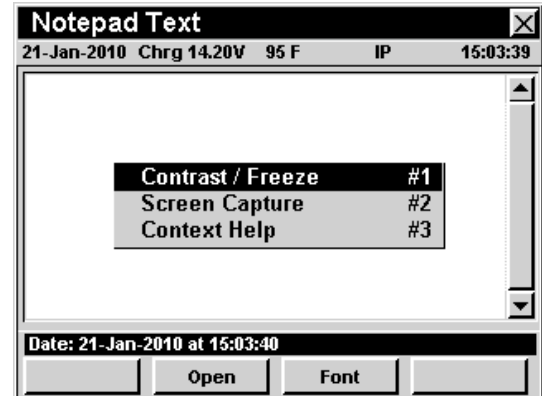


Function Menu Options

The **Function** Menu can be accessed by pressing the **Fn** button while in the **Notepad** Mode.

The following **Function** Menu options can be accessed while in **Notepad** Mode and are described in **Section I: The Basics**, Chapter 6: Basic Function Menu Options:

- Contrast / Freeze
- Screen Capture
- Context Help



Web Browser Notepad

The **Legacy Notepad** Mode can only open text files, whereas the **Web Browser Notepad** can open text files, HTML files, and image files. To change configuration settings, refer to the **Section IV: Setup Functions**, Chapter 2: Instrument Setup Mode, Global Settings, Notepad Utility section of this manual.

The **Legacy Notepad** Mode functions the same as the instrument's web browser, which is detailed in **Section II: Installer Functions**, Chapter 14: Web Browser Mode.

